



*A Member of the Photographic Federation of Long Island (PFLI)*

# Keeping In Touch

*Bringing the Photographic Arts to Our Community*

Volume 11 Issue 7

[www.seqcc.org](http://www.seqcc.org)

March 2015



## President's Message

Greetings.. This is a great opportunity to use your shovels and cameras. Stay warm and enjoy it.

Leonard Nangle

### SEQCC Meeting Schedule

The Southeast Queens Camera Club meets on the 2nd, 3rd and 4th Tuesday of each month at 7:30pm on the 2nd Floor of the Roy Wilkins Family Center located at Baisley Blvd and 177th Street., Jamaica, NY 11434.

Meeting dates for the 2nd half of the 2014 - 2015 season are:

January	13th - 20th - 27th
February	10th - 17th - 24th
March	10th - 17th - 24th
April	14th - 21st - 28th
May	12th - 19th - 26th
June	9th - 16th - 23rd



### Calendar

#### MARCH

- 10th: Facebook: Lamont Johnson**
- 17th: Club Auction: Michael Phillips**
- 24th: Competition Night**  
**Judge: Suzan Goldstein**
- 31st: Open Night (To be announced)**

The Southeast Queens Camera Club does not endorse the content on any third party website. SEQCC is not responsible for the content or result of any damages with third-parties. Your use of third-party websites is at your own risk and subject to the terms and conditions of use for such websites. ©Southeast Queens Camera Club 2015, All Rights Reserved. Unauthorized use of images contained in this newsletter or website is strictly prohibited.

**CORRECTION: SEQCC February newsletter, page 16, article submitted by Virginia Crews.**

Everyone is invited to submit articles and pictures to be published in the newsletter. The deadline for receiving such information is the 25th of each month.

The Newsletter Committee looks forward to you sharing your experiences, skills and thoughts with the club.

### Executive Board

<b>President</b> leonardnangle@aol.com	<b>Leonard Nangle</b>
<b>Vice President</b> UrbanGI@aol.com	<b>Ronald Moore</b>
<b>Treasurer</b> Idcabc@verizon.net	<b>Augustine Charles</b>
<b>Secretary</b> mryan0855@yahoo.com	<b>Maureen Ryan</b>
<b>Membership</b> le2ter@aol.com huewe172@gmail.com	<b>Lee Callier</b> <b>Hughe Williams</b>
<b>Hospitality</b>	<b>Lorraine Ruffin</b>
<b>Program/Education</b> mappro257@msn.com effyj@aol.com	<b>Michael Phillips</b> <b>Efton Ellis</b>
<b>Competition</b> mmlh@nyc.rr.com	<b>Michelle Hennessy</b>
<b>Field Trips</b> sensuouscheeks@verizon.net	<b>Emma Davis</b>
<b>Communications</b> thequalitylady@aol.com	<b>Marion Riggins</b>
<b>Technology</b> sudz350@yahoo.com	<b>Sudley Samuel</b>
<b>Newsletter</b> nevillep@mindspring.com	<b>Neville Phillips</b>
<b>Set-up</b> p57mamiya@aol.com	<b>Paul Robinson</b>
<b>PFLI Delegate</b> Eurace@aol.com	<b>Uris McKay</b>
<b>Member At Large</b> lamontdjohnson@aol.com	<b>Lamont Johnson</b>
<b>Adviser</b> dorothygist@aol.com	<b>Dorothy Gist</b>
<b>Adviser</b> huewe172@gmail.com	<b>Hughe Williams</b>
<b>Adviser</b> ron@fotosbyron.com	<b>Ron Caldwell</b>
<b>Imm. past president</b> lawmax3@earthlink.net	<b>Lawrence Gallmon</b>

# Membership Corner

## Chairpersons

Lee Callier

Hughe Williams

# March Birthdays

15th Roy Brown



30th Marvin Sheppard

16th William Taylor

## Thinking of you . .

Virginia Crews:

Emma Davis

Harriet Busby



Get  
Well  
Soon!

Our sincere condolences to the Ruffins family on the loss of our Dear friend and member, John. He was very much part of our club and we will miss him very much. You are in our prayers.

## *PFLI Updates*

**FREE SUNDAY CLASSES:** March 29, 2015, 2:00pm to 4:00pm, Plainview-Old Bethpage Library, 999 Old Country Road, Plainview, L.I. New York.

**Don Toothaker**, an experienced Nature, Portrait, Scenic and Wedding photographer will speak to PFLI about how he achieves his beautiful Black & White Photography. **Bob Ring**, who has over 30 years of experience in Scenic and Nature photography will discuss how to take photographs with maximum sharpness.

There is no doubt that this winter has been brutal so far. However, we can look forward in the very near future to the **SPRING SPECTACULAR** given by the PFLI on Sunday, April 19, 2015. It will be at Suffolk County Community College, Brentwood, L.I., New York. Doors will be open at 8:30 am for vendor sales, presentation to start at 9:30 am. The speaker will be **Darrell Gulin**. He is a nature, travel and wildlife photographer. Tickets are \$30. Marvin Sheppard has tickets for sale. This is an event you don't want to miss.

Uris McKay, PFLI Delegate

Marvin Sheppard, PFLI Delegate

**PFLI Sunday Speakers for 2015 by Robert Warshauer**

(as of November 2014 check [pflionline.com](http://pflionline.com) to insure there are no changes)

**January 25, 2015** – Dave Burns, Safari Photography in Color, B&W & Infrared

**February 22, 2015** – Corey Hilz, Capturing Dynamic Images of People, Landscapes & Architecture

**March 29, 2015** – Bob Ring & Don Toothaker, Making Photographs Sharp/Create Stunning B&W Photographs

**April 12, 2015** – Ros Rosenstock, Working Toward Your Highest Potential (From in-camera RAW images to finished photographs)

**May 17, 2015** – Bob Harrington, One Speedlight: 16 Looks

***Sunday Classes are held:***

***2:00pm – 4:00pm***

***Plainview-Old Bethpage Library***

***999 Old Country Road***

***Plainview, NY 11803***




Photo by Michael Phillips

# John Ruffins

By Dorothy Gist

I first met John years ago when he joined the Flushing Camera Club, where he immediately started to participate in their competitions. It was great to have him as a member and he really enjoyed his time there. When the SEQCC was organized in 2005, John immediately became a very active member. One of his earliest tasks was to design our logo.

John organized SEQCC's photos for participation in the annual SQPA's Art Exhibit. He'd eye-ball the area . . . if it wasn't quite right; he did it over again . . . and again . . . and again. It had to meet his satisfaction. He was precise . . . organized . . . and did it his way!

At the February African Global Village, John organized our exhibit. He always brought photos of the African American fire fighters to share with all who visited our exhibit. He shared with us his firefighting experiences and challenges and the involvements of the Vulcan Society.

*From John's family: "John loved the NYC Fire Department and in 1952 he joined Engine Company 44 in NYC and later served with Engine 234 in Brooklyn which is one of the busiest firehouses in the nation. He always strove to bring other African Americans into what he considered to be a great profession. He was proud to be a founding member of the Vulcan Society and the International Association of Black Professional Fire Fighters. As a Captain, he designed and managed the city's Model Cities Fire Cadet Program to help inner-city residents pursue careers in the emergency services. He had a talent for ceramics and handicrafts, but his most enduring hobby was photography. His homes were filled with many images of his favorite topics: flowers, boats and . . . firefighters! His friends in the Southeast Queens Camera Club helped brighten his later years."*

John took pride in his work and many of his involvements were shared in humor by family, Vulcans and friends at the vigil. Several SEQCC members attended John's vigil and funeral. Leonard and I spoke at the vigil about John's SEQCC membership and how thankful we were that John's path crossed ours and we have the benefit of so many great memories. We thanked Mrs. Ruffins and the family for sharing John with us. At the funeral service there was a large contingent of fire fighters in uniform with their fire trucks.

As a retired fireman, John's family has indicated that donations can be sent to the Black Fraternal Organization of the Fire Department, earmarked for the Scholarship Fund. Make check payable to: Vulcan Society, Inc. and put in memo note: Scholarship Fund in memory of John Ruffins. Address: 739 Eastern Parkway, Brooklyn, NY 11213-3410.

After John's services, Andre Kaalund said: "He was such a great man with so many accomplishments and as SEQCC members, we didn't know much about him!"

## **Thanks John For All The Beautiful Memories!**

*Augustine Charles, Lawrence Gallmon, LaMar Gilmore, Dorothy Gist, Andre Kaalund, Uris McKay, Leonard Nangle, Michael Phillips, Neville Phillips, Hughe Williams.*

John L. Ruffins, Jr.  
1923 - 2015



Photos by Neville Phillips

## Upcoming Events

### **Hicks Spring Flower and Garden Show – March 6-22, 2015**

Hicks Nurseries Annual Spring Flower and Garden Show is expected to be fantastic as in previous years. It's a popular shoot for many and photographers from other clubs are expected to attend. It's FREE.

Opens: Friday, March 6, 2015, at 8:00am.

Closes Sunday, March 22, 2015, at 6:00pm.



### **St. Patrick's Day Parade - NYC, Tuesday, March 17, 2015**



It's serious business in NY, and even New Yorkers who haven't a drop of Irish blood in their pedigree wear the green, drink Guinness and Jameson like the Irish and get excited about the St. Patrick's Day Parade."

Often regarded as the most popular parade in NYC, it goes up 5th Avenue from 44 Street to 79 Street, and ends at the American Irish Historical Society. The Parade starts at 11am and ends around 4:30-5 pm.

### **Orchid Show, NY Botanical Gardens, until April 19, 2015**

It's that time again for the annual Orchid Show with all its beauty. "The elaborate and kaleidoscopic displays throughout the galleries of the Enid Haup Conservatory explore its orchids in amazing arrays of colors, shapes, sizes, and textures. The largest exhibition of its kind in the USA . . . they also offer insight into caring for the orchids."

Fees: Adults \$20.00; ages 2-12: \$8.00.







### African Global Village

The SEQCC exhibit at the Family Life Center's African Global Village to culminate Black History Month was different this year. The great hall was divided in half with exhibitors in one area and the food in the portion with the stage. Our new location was close to an exit in the corner with 3 tables and a back wall with our colorful African fabrics as our backdrops.

Hughe, Andre and Brian agreed to support "Africa" as our theme with their photos and artifacts. Brian had to be in sunny/warm Arizona with his Mom (*where he's enjoying 60 degree weather!!*), but he left his photos. The Africa segment of our exhibit had many, many visitors and they kept Hughe and Andre telling their stories. There was lots of interest and all enjoyed the photos to support their stories.

The other portion of our exhibit included other photos and several of our flyers were taken. Lawrence and Leonard provided camera support as they answered questions.



Andre had to leave to deliver a speech at his church. He returned to be with us and was quite *dapper* in his dark suit, shirt and a subdued tie.

At the end of the event we sat and enjoyed all the great foods (in our large plates!) and we evaluated our day. The consensus: let's request the same spot and layout for next year!

By Dorothy Gist

We'll start earlier to advertise and aim for two SEQCC teams: one to cover the morning set-up and session; and another team to cover the afternoon dismantle. We'll select another theme.

In checking my files, I believe SEQCC started exhibiting at the African Global Village in 2009! Someone may have an earlier year . . . let me know.


It was a wonderful day for SEQCC in our community outreach program!

*Cassandra Davis, Lawrence Gallmon, Dorothy Gist, Corona Johnson, Andre Kaalund, Leonard Nangle, Audley Smith, Brian Williams, Hughe Williams*



Photos by Lawrence Gallmon and Andre Kaalund





Feb. 10th. Hughe Williams presented a slide show on his recent safari to Tanzania. He spoke of his many exciting experiences with the African people and culture.

Photos by Hughe Williams



## Black History Month



Feb. 24th. Lawrence Gallmon leads members in the singing of the Negro National Anthem preceding his interesting and touching program and video depicting the civil rights struggles in America.



## Competition Night



February 24, 2015

Judge: Lisle Brathwaite

**Color Prints, Black&White Prints,  
Digital Images**

**HONORABLE MENTION IMAGES, BOTH PRINT AND DIGITAL,  
WILL BE INCLUDED IN NEXT MONTH'S NEWSLETTER**

# Competition #7

## Image of the Month/Prints



Empire State Bridge View - Michelle Hennessy

### Salon Group



The Artist - James Fonsville



The One - Ralph Simmons

### A Group



Serious Man - Ralph Simmons



Jared - Marion Stevenson


### B Group



Break Time - Israel Singleton

# Competition #7 Image of the Month/Digital

## Salon Group



Empire - James Fonsville

---

## A Group



Ericka - Ron Moore

---

## B Group



Dragonfly - Marvin Sheppard

**Southeast Queens Camera Club  
Competition Standing  
2014-2015 Season**

**Number of images submitted / \*Image of the Month Total / Total Points to date**

<u>Group-B: Color</u>			<u>Group - A: Color</u>			<u>Group-H: Color</u>		
Image Total/ IOM		Pts.	Image Total/ IOM	Pt s.		Image Total/ IOM	Pts	
1. Roy Brown	7/*1	13	1. Ralph Simmons	6/*2	12	1. James Fonsville	10	20
2. Corona Johnson	5	6	2. Efton Ellis	4/*1	6	2. Lawrence Gallmon	3	5
3. Marvin Sheppard	2	4	3. William Taylor	1	1	3. Michelle Hennessy	12/*3	31
4. Israel Singleton	2	2	4.			4. Leonard Nangle	3	18
5. Ted Wallace	5	9	5.			5. Paul Robinson	5	12
6. Marion Stewenson	3/*1	7	6.			6. Mike Phillips	2	5
7.			7.					
8.								
9.								
<u>Group-B: B &amp; W</u>			<u>Group-A: B &amp; W</u>			<u>Group-H: B &amp; W</u>		
1. Roy Brown	1	2	1. Ralph Simmons	2/*1	4	1. James Fonsville	10/*1	25
2. Marvin Sheppard	1/*1	4	2. Efton Ellis	2	2	2. Lawrence Gallmon	4	11
3. Israel Singleton	4/*2	9	3. Ronald Moore	2/*1	7	3. Michelle Hennessy	10/*1	23
4. Anthony Leance	3	3	4.			4. Leonard Nangle	5	9
5. Ted Wallace	2	3	5.			5. Paul Robinson	6/*1	14
6.			6.			6. Mike Phillips	3	8
<u>Group-B: Digital</u>			<u>Group-A: Digital</u>			<u>Group-H: Digital</u>		
1. Anthony Leance	6	8	1. Emma Davis	4	3	1. James Fonsville	7/*1	11
2. Marvin Sheppard	9/*2	20	2. Efton Ellis	6/*1	14	2. Lawrence Gallmon	3/*1	9
3. Michael Turner	8/*1	13	3. Ronald Moore	4/*2	10	3. Michelle Hennessy	6/*1	12
			4. Judson Dinkins	3	4	4. Lamont Johnson	4	6
			5. William Taylor	3	5	5. Leonard Nangle	6	8

The January digital entries will be included in the March competition.





**Our Auction and next meeting will be Tuesday, March 17<sup>th</sup> at 7:30pm.**

If you have not already delivered your photo-related items, please try to bring them as early as possible on March 17<sup>th</sup>. Deliver them to Michael Phillips.

- Make certain that your items are in working condition.
- Ensure that each item has a Description Sheet taped to it.

Our plan is to display all items to enable members to have a preview of items before the Auction begins.

**RULES:**

- If your item is not sold, it will be returned to you on Auction night.
- 20% of selling price will go to SEQCC; balance to seller.
- All items sold to members may be paid in cash or check.
- If a member requires an IOU, discuss with Treasurer and work out details.
- Visitors must pay by cash. If a member assumes the responsibility for the visitor's sale, it can be handled by check.
- No monies will be given to sellers on Auction night. The Treasurer will need to verify each sale, deduct 20% for SEQCC and provide balance for seller. This process will take a few days.
- If a member cannot wait for the sale to be processed and the money awarded, please do not enter items into the Auction.
- If for any reason the item you sold does not work, the buyer will contact you for a full refund.

The SEQCC Auction has always been a fun-filled evening we're looking to the same for Tuesday!

***See You At The Auction!***

**Any questions, feel free to contact Michael Phillips: [mappro257@msn.com](mailto:mappro257@msn.com),  
516.559.7100**

## **SQPA's 13<sup>th</sup> Annual Art Exhibit**


**Art Work By Artists, Area School Students & Students' Contest**  
Southern Queens Park Association (SQPA)  
Roy Wilkins Park Family Center - 177-01 Baisley Blvd., Jamaica, NY 11434

**March 6-14, 2015**

**Reception: Friday, March 6, 2015: 6:30pm – 9:30pm**

**Exhibit Hours:** Saturday, March 7; Sunday, March 8; Saturday, March 14: 10:00am – 3:00pm.  
Monday – Friday: March 9-13, 2015: 10:00am-7:00pm

**Featured Artist: David Rashid Gayle**



**"African Burial Ground"**

**Queens Borough President Melinda Katz, Keynote Speaker**

**Purchase Art for Your Home, Office, Gift; Portion Of All Sales Will Go To SQPA**

**Admission FREE ... \$5.00 Suggested Donation**

**Art Exhibit Co-Chairs:**

**Dorothy Gist [dorothygist@aol.com](mailto:dorothygist@aol.com); 516-328-3776**

**Olney Marie Ryland [olneymarie@aol.com](mailto:olneymarie@aol.com); 718-526-4853**



Last November, photographers Debra and Jerry Taliaferro traveled to Hempstead, NY to photograph 40 African American Women. The images of the women will be included in the upcoming **WOMEN of a NEW TRIBE** exhibition that will open at the **African American Museum of Nassau County** on March 3, 2015 and run through May 31, 2015.

There will be a special preview of the exhibit on

**Sunday, March 1, 2015 from 11:00 a.m. until 6:00 p.m.**

Click this link for details:

<http://www.theaamuseum.org/#!/women-of-a-new-tribe/c16i3>

### **ABOUT THE EXHIBIT**

Since its premier in June 2002, the **WOMEN of a NEW TRIBE** exhibition has traveled to a number of cities around the U.S. and twice to Europe where it has been enthusiastically received by the public and the media. Neil A. Barclay, President and CEO of the African-American Cultural Center of Greater Pittsburgh, wrote, "When I first encountered Jerry Taliaferro's acclaimed traveling exhibition of black and white photographs I was immediately impressed with his ability to tell a story. Using the synergy of portraiture and symbolism, he has found a way to tell the story of a woman and a people."

**This project is more than an exhibition. It is a powerful tribute to women.**



**MyPhotoSchool™**  
Virtually everything about photography

MyPhotoSchool is an online photography school with personal instruction from the world's top photography experts teaching you virtually everything there is to know about photography.

Courses at MyPhotoSchool range from macro to architectural and landscape photography covering pretty much everything else in between also. Interested in low light photography? There's a course for that. How about flower photography? MyPhotoSchool has you covered.

MyPhotoSchool online courses offer excellent value for the money. They are the first and only online photography school offering a classroom learning experience from the comfort of your own home. You get exactly the same photography classes delivered via the web, as you would if you were sitting in a classroom. You can listen to your tutor, ask questions via MyClassRoom and even chat with your fellow classmates online.

MyPhotoSchool offers four week online photography courses from some of the world's top photography experts, affording you a fantastic opportunity to learn from people you'd never normally get access to. Here's what you get:

- ✦ **Weekly on-line video tutorial.**
- ✦ **Weekly photographic assignments.**
- ✦ **1-to-1 personal feedback from your tutor**
- ✦ **Downloadable course notes**
- ✦ **Access to your own virtual classroom to ask questions and chat with classmates**
- ✦ **Upload and share your homework with your tutor and fellow classmates**
- ✦ **Learn from each other's homework assignments**

**Build lifelong friends who share your love of photography.**

There's an adage that states, 'You get what you pay for' and MyPhotoSchool is no exception. All MyPhotoSchool courses cost about \$232.00, (\$58.00/week), last four weeks and begin on the first Saturday of every month.

Visit them at [www.my-photo-school.com](http://www.my-photo-school.com), and see for yourself if their content, convenience, expert knowledge and experience are worth your investment. I think you'll agree that it is.

MyPhotoSchool also provides a free photography website and a monthly themed competition for registered members, with prizes available. Please go to [www.my-photo-school.com](http://www.my-photo-school.com) for more information.

***Student Review:** I felt that as someone who has had a serious interest in photography for a long time, taken college courses and workshops, I still struggled with composition. I grappled with my landscape images capturing the drama of the scene I had observed. When I was successful I didn't know why. Michael Freeman's course detailed the Gestalt Principles of design. It was eye-opening. I now understand that images don't just happen, they need to be deliberately composed. I still have a lot of practice ahead, but I now feel that I have been armed with a set of tools and principles to which I can refer.*

## TOP 10 PRO PHOTO TIPS

Courtesy of Awake the Light Photographic Workshops and Tours, [awakethelight.com](http://awakethelight.com)

There are many tricks of the trade when it comes to creating better photographs. I subscribe to the **KISS** Principle - **Keep It So Simple**. Using working methods that are consistent and uncomplicated will go a long way toward improving your final results. The first 5 tips listed are technical, and the last 5 are esthetic.

**1 - WHITE BALANCE** - ALWAYS leave your camera set on Auto White Balance. It works very well nearly all the time, AND it avoids the problem of forgetting to change the setting when the lighting situation changes. The rare off-color image is easy to fix with image optimization software like Lightroom.

**2 - DELETING IMAGES** - NEVER Delete or Trash images from your memory card when you are out shooting. Instead, leave everything you've shot on the card, download all images onto your computer when you return home, and then delete the images you wish to discard from the computer. When you are ready to go out shooting again, format the memory card in your camera. That will clear all images from the card. Why this method? Memory cards are designed to be a one-way street. Images enter the card and are then processed. When you use your camera to delete or trash an image, you are asking the card to essentially go "in reverse" which can damage the card's functions over time.

**3 - CABLE RELEASE SUBSTITUTE** - To minimize camera vibration when shooting long exposures on a tripod, use your camera's 2-second delay shutter function if you don't have a cable release or remote shutter trigger. The delay will allow the camera to settle down after you have pressed the Shutter Button.

**4 - BACK BUTTON FOCUS** - Without question, this is the most foolproof way to get sharp images AND improve battery life. Most cameras have a custom function setting allowing you to remove the autofocus function from the Shutter Button and move it to a button on the back of the camera.

**5 - CAMERA VIEW SCREEN** - Don't be fooled into thinking that if an image looks good on the screen, the exposure is adequate. Only the Histogram can give you that information. The view screen can be lightened or darkened for ease of viewing and is not an indication of proper exposure.

**6 - LOOK FOR THE LIGHT** - Train yourself to see the quality of light and its direction. Learn to recognize hard light with strong shadows, and soft light with gentle gradations. Determine where the light is coming from - front, side, or back. The more you know, the better your pictures will be.

**7 - SUNRISE/SUNSET** - For beautiful, rich silky colors, the best time to shoot is when the sun is below the horizon, usually 20 to 30 minutes before sunrise or after sunset. Arrive early and stay late to watch the sky change minute by minute, and shoot all the changes.

**8 - BE A STALKER** - When you can, walk all around the subject to find the best light direction and the best shooting angles. Try different lighting directions, and use a combination of high angles and low ones. Often you won't know what will work best until you view it on your computer screen at the end of the day, so shoot all you can.

**9 - WALK TO YOUR OWN BEAT** - Try to tap into your own creativity, rather than copy what you have seen others do. Find what moves you, photograph what excites you. While there will be many rejects, know that all pros reject a majority of what they shoot. So don't expect each image to be a winner, but rejoice in the ones that sing.

**10 - TRAVEL LIGHT** - Nothing kills the creative spark more than struggling with heavy and unwieldy camera gear. Try not to carry every lens and accessory you own when you are out shooting. Carry only what you need for the outing in a camera bag or backpack that you can access easily, and that is not too heavy. You want to be free to create, and not be struggling with a huge bag and an overabundance of gear.